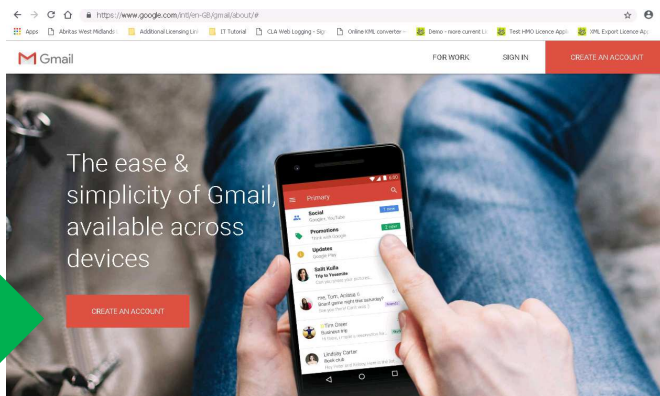


How to set up an email address

Gmail – go to [gmail.com](https://www.gmail.com). Click on Create Account.



Fill in the required fields and create a username that will form part of your email.

A screenshot of the 'Create your Google Account' form. The title is 'Create your Google Account' with the subtitle 'Continue to Gmail'. The form includes fields for 'First name', 'Last name', 'Username', and 'Password'. The 'Username' field is followed by '@gmail.com'. Below the 'Username' field, it says 'You can use letters, numbers & periods'. There are 'Password' and 'Confirm' fields, with a note: 'Use 8 or more characters with a mix of letters, numbers & symbols'. At the bottom, there are two buttons: 'Sign in instead' and 'Next'. A green arrow points from the left towards the 'Next' button.A screenshot of the 'Welcome to Google' account creation form. It shows the Google logo and the text 'Welcome to Google'. The email address 'Blueprint1987123@gmail.com' is displayed. There is a field for 'Phone number (optional)' with a dropdown for country code (UK). Below this, it says 'We'll use your number for account security. It won't be visible to others.' There is a field for 'Recovery email address (optional)' with the note 'We'll use it to keep your account secure'. The 'Date of birth' section has fields for 'Day', 'Month', and 'Year'. There is a 'Gender' dropdown menu. At the bottom, there is a 'Back' button and a 'Next' button. A green arrow points from the right towards the 'Next' button.

Then enter your phone number if you have one, your date of birth and gender. Click "Next".

Read the privacy notice and select to agree to the terms of service. Create an account.



Google

Privacy and Terms

To create a Google Account, you'll need to agree to the [Terms of Service](#) below.

In addition, when you create an account, we process your information as described in our [Privacy Policy](#), including these key points:

Data that we process when you use Google

- When you set up a Google account, we store information you give us like your name, email address and telephone number.
- When you use Google services to do things such as write a message in Gmail or comment on a YouTube video, we store the information that you create.
- When you search for a restaurant on Google Maps or watch a video on YouTube, for example, we process information about that activity – including information such as the video that you watched, device IDs, IP addresses, cookie data and location.
- We also process the kind of information described above when you use apps or sites that use Google services such as ads, Analytics and the YouTube video

nl/vvpr

Google

Privacy and Terms

correction models that we use across all of our services.

You're in control

Depending on your account settings, some of this data may be associated with your Google Account and we treat this data as personal information. You can control how we collect and use this data now by clicking 'More Options' below. You can always adjust your controls later or withdraw your consent for the future by visiting My Account ([myaccount.google.com](#)).

MORE OPTIONS

I agree to Google's Terms of Service

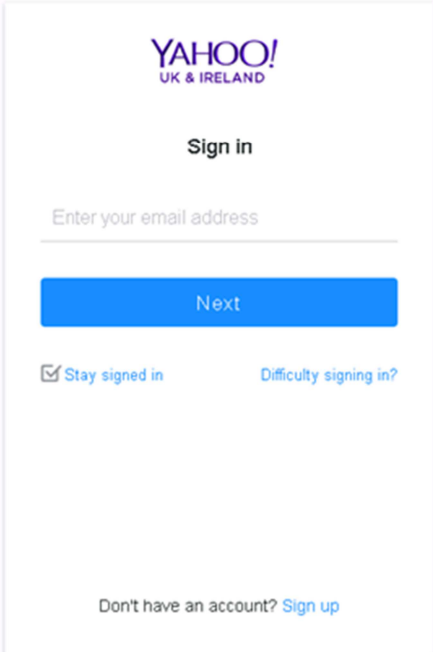
I agree to the processing of my information as described above and further explained in the Privacy Policy

[Cancel](#) [Create Account](#)

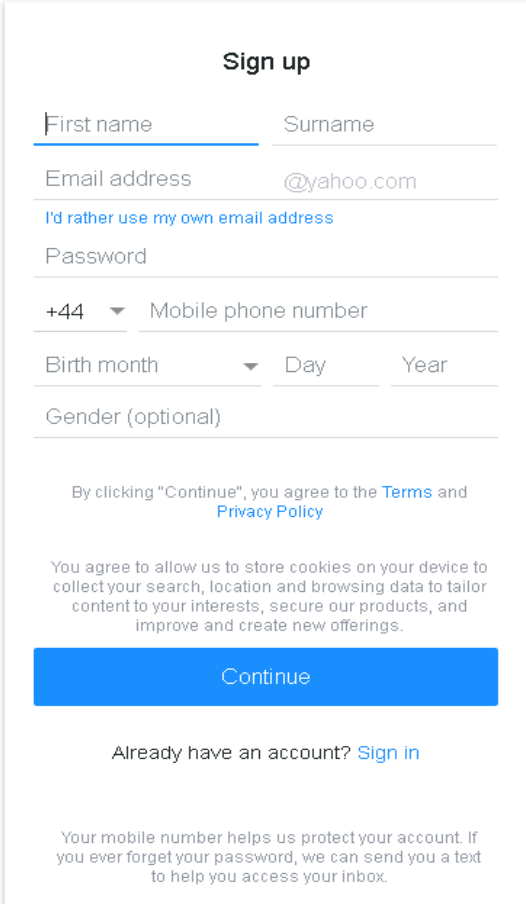
Yahoo email (you will need a mobile number)

Go to uk.mail.yahoo.com.

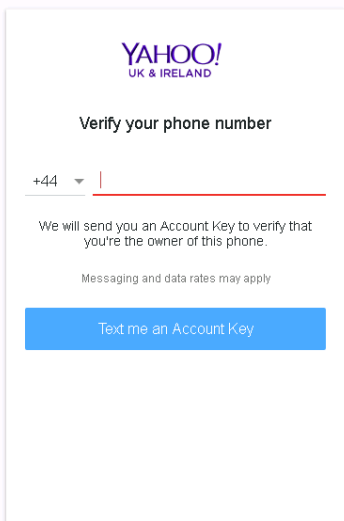
Click on "Don't have an account? – Sign up"



Click on "Don't have an account? – Sign up"



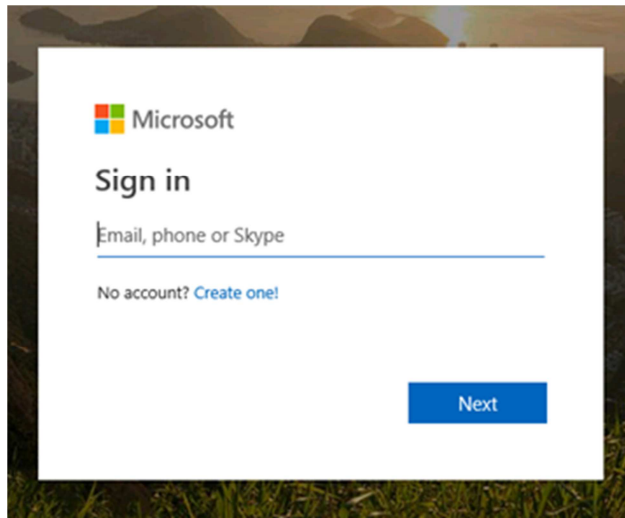
Fill in the required information and click on Continue.



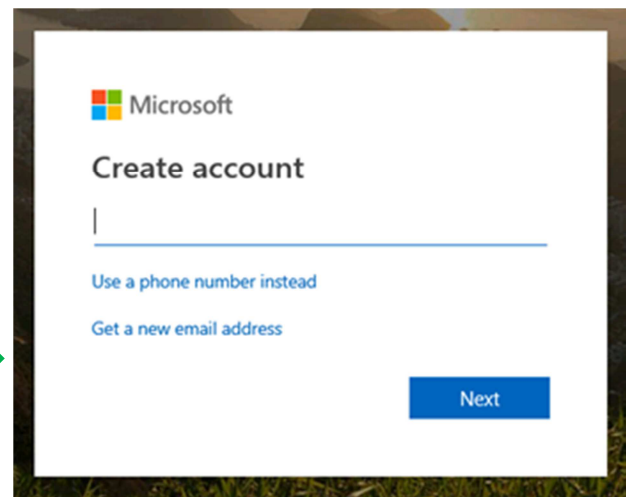
Provide your mobile number. Click on Text me an account key. Follow the instructions in the text message to create your account.

Outlook/Hotmail account (you will need a mobile number to validate your account)

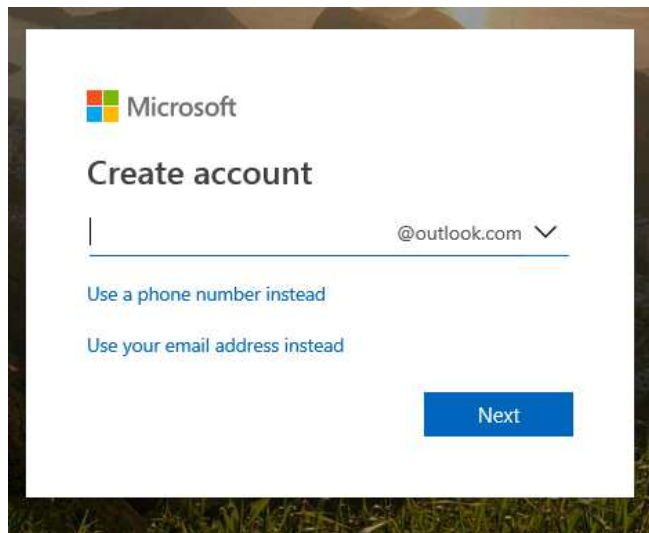
Go to login.live.com.



Click on No account? - Create one!



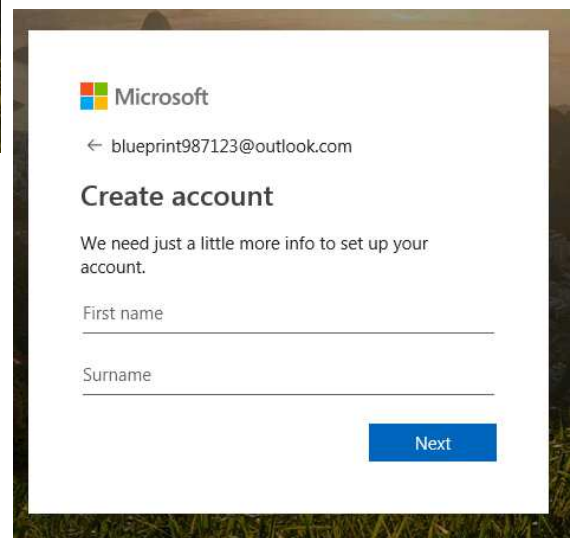
Click on Get a new email address.



Choose a name to use for your email. Select either outlook.com or hotmail.com.



Fill in your name.



Microsoft

← blueprint987123@outlook.com

Create a password

Enter the password you would like to use with your account.

 Send me promotional emails from Microsoft


Choosing Next means that you agree to the [Microsoft Services Agreement](#) and [privacy and cookies statement](#).

Next

Create a password



Complete your country and date of birth.



Microsoft

← blueprint987123@outlook.com

Add details

We need just a little more info to set up your account.

Country/region
United Kingdom

Date of birth
Day Month Year

Next

Microsoft

← blueprint987123@outlook.com

Add security info

When you need to prove you're you or a change is made to your account, we'll use your security info to contact you.

We'll text you the code you'll use to verify your phone number.

Country code
United Kingdom (+44)

Phone number

Send code

Next

Provide you phone number – you will be sent a verification code via text message. Follow the instructions on the text message.